

## OMEGA 2600

Hydraulische Presse mit Füllhöhe bis max. 60 mm  
*Hydraulic press with filling depth up to 60 mm*




### Maschinendaten *Machine specifications*

Nettogewicht <i>Net weight</i>	60.000 kg
Presskraft im Dauerbetrieb <i>Pressing force in continuous operation</i>	2.600 t
Ausstoßkraft <i>Ejection force</i>	28 t
Betriebsdruck Pumpe / Hochdruck <i>Pump operation pressure / High pressure</i>	170 bar / 315 bar
Theoretische Funktionshübe <i>Theoretical number of functional strokes</i>	23 min <sup>-1</sup>
Füllhöhe <i>Filling depth</i>	60 mm
Freies Rahmendurchgangsmaß <i>Clearance within the frame</i>	1.750 mm



### Installationsangaben *Installation data*

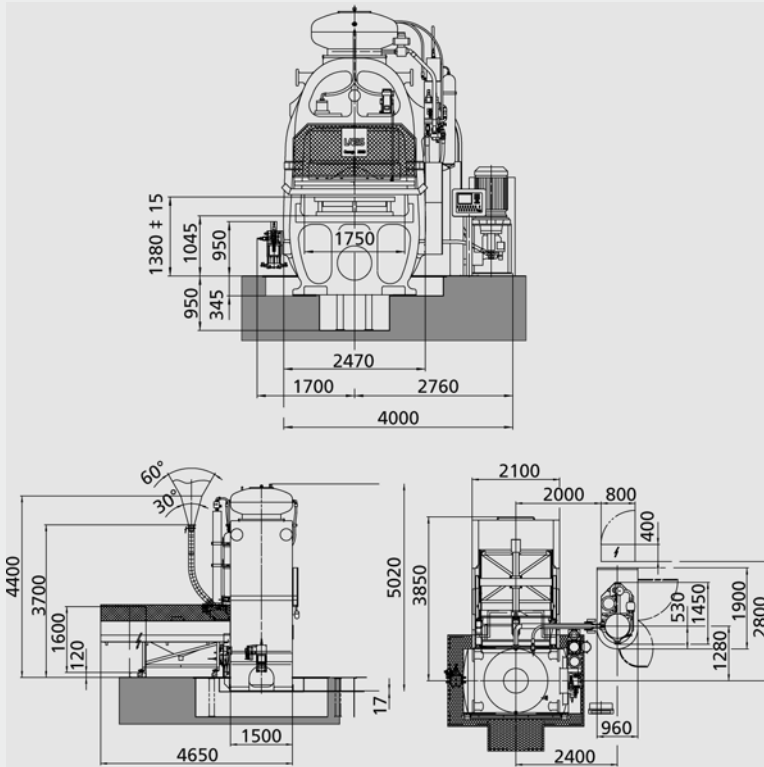
Elektrischer Anschlusswert (Pumpe 75 kW / ohne Formheizung) <i>Total connected electrical load (Pump 75 kW / not including mould heating)</i>	92 kW
Ober-/Unterstempelheizung <i>Upper/lower die heating</i>	30 kW
Füllmenge Hydrauliköl <i>Hydraulic oil capacity</i>	1.000 l
Kühlwasserbedarf bei einer Kühlwassertemperatur von 25 °C <i>Cooling water consumption at a cooling water inlet temperature of 25 °C</i>	2,0 - 5,0 m³/h
Druckluftbedarf bei 5 bar <i>Compressed air consumption at 5 bar</i>	2 l/min
Erforderliche Leistung der Staubabsaugung <i>Required dust extraction capacity</i>	3.000 m³/h



# LAEIS





## Abmessungen Dimensions



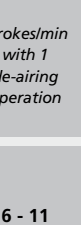
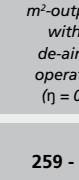



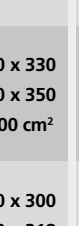
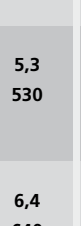
## OMEGA 2600



Version: 08.10.2009  
Technische Änderungen vorbehalten.  
Subject to technical modifications.

## Formausnutzung und Leistungstabelle Mould utilization and performance table

Formrahmen-aufteilung <i>Partition of mould frame cavity</i>	Format/Pressfläche ohne Schwindung <i>Size/pressing surface without shrinkage</i>	Spez. Druck kN/cm <sup>2</sup> kg/cm <sup>2</sup> <i>Specific pressure kN/cm<sup>2</sup> kg/cm<sup>2</sup></i>	Hubzahl/min mit 1 Entlüftung <i>Strokes/min with 1 de-airing operation</i>	m <sup>2</sup> -Leistung/h mit 1 Entlüftung (η = 0,8) <i>m<sup>2</sup>-output/h with 1 de-airing operation (η = 0,8)</i>
	300 x 300 7200 cm <sup>2</sup>	3,6 360	6 - 11	259 - 475 (207 - 380)
	250 x 300 7500 cm <sup>2</sup>	3,4 340	6 - 11	270 - 495 (216 - 396)
	200 x 300 7200 cm <sup>2</sup>	3,6 360	6 - 11	259 - 475 (207 - 380)
	200 x 200 4800 cm <sup>2</sup>	5,4 540	7 - 12	202 - 345 (161 - 276)

Formrahmen-aufteilung <i>Partition of mould frame cavity</i>	Format/Pressfläche bei 6% Schwindung <i>Size/pressing surface at a shrinkage of 6%</i>	Spez. Druck kN/cm <sup>2</sup> kg/cm <sup>2</sup> <i>Specific pressure kN/cm<sup>2</sup> kg/cm<sup>2</sup></i>	Hubzahl/min mit 1 Entlüftung <i>Strokes/min with 1 de-airing operation</i>	m <sup>2</sup> -Leistung/h mit 1 Entlüftung (η = 0,8) <i>m<sup>2</sup>-output/h with 1 de-airing operation (η = 0,8)</i>
	900 x 900 954 x 954 9101 cm <sup>2</sup>	2,8 280	5 - 8	243 - 388 (194 - 310)
	900 x 600 954 x 636 6067 cm <sup>2</sup>	4,2 420	6 - 11	194 - 356 (156 - 285)
	600 x 600 636 x 636 8090 cm <sup>2</sup>	3,2 320	6 - 11	259 - 475 (207 - 380)
	500 x 500 530 x 530 5618 cm <sup>2</sup>	4,6 460	6 - 12	180 - 360 (144 - 288)
	400 x 400 424 x 424 5393 cm <sup>2</sup>	4,8 480	7 - 13	202 - 374 (161 - 300)
	330 x 330 350 x 350 4900 cm <sup>2</sup>	5,3 530	8 - 14	209 - 366 (167 - 293)
	300 x 300 318 x 318 4044 cm <sup>2</sup>	6,4 640	8 - 14	173 - 302 (138 - 242)
	250 x 300 265 x 318 4213 cm <sup>2</sup>	6,1 610	8 - 14	180 - 315 (144 - 252)
	200 x 300 212 x 318 4045 cm <sup>2</sup>	6,4 640	8 - 14	173 - 302 (138 - 242)

WWW.LAEIS.EU

LAEIS GmbH  
Am Scheerleck 7  
L-6868 Wecker  
Luxemburg  
Phone +352 27612 0  
Fax +352 27612 109  
info@laeis.eu

**LAEIS**

a company of  SACMI